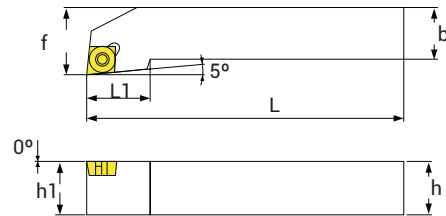


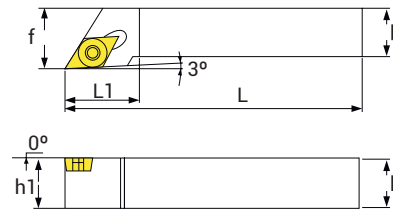
Exterior
External turning

SCLCR/L



Ref.	Plaquita Inserts	Medidas Dimensions (mm)					
		h	b	L	L1	h1	f
SCLCR/L1010H06	CC..0602	10	10	100	15	10	12
SCLCR/L1212H06	CC..0602	12	12	100	15	12	16
SCLCR/L1212H09	CC..09T3	12	12	100	20	12	16
SCLCR/L1616H09	CC..09T3	16	16	100	20	16	20
SCLCR/L2020K09	CC..09T3	20	20	125	22	20	25
SCLCR/L2525M09	CC..09T3	25	25	150	22	25	32
SCLCR/L2020K12	CC..1204	20	20	125	28	20	25
SCLCR/L2525M12	CC..1204	25	25	170	28	25	32

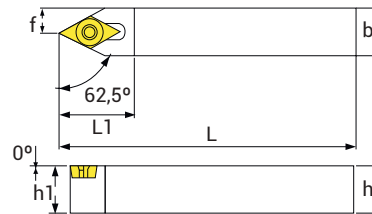
SDJCR/L



Ref.	Plaquita Inserts	Medidas Dimensions (mm)					
		h	b	L	L1	h1	f
SDJCR/L1010H07	DC..0702	10	10	100	16	10	12
SDJCR/L1212H07	DC..0702	12	12	100	16	12	16
SDJCR/L1616H07	DC..0702	16	16	100	20	16	20
SDJCR/L1212H11	DC..11T3	12	12	100	22	12	16
SDJCR/L1616H11	DC..11T3	16	16	100	22	16	20
SDJCR/L2020K11	DC..11T3	20	20	125	25	20	25
SDJCR/L2525M11	DC..11T3	25	25	150	32	25	32
SDJCR/L3232P11	DC..11T3	32	32	170	32	32	40

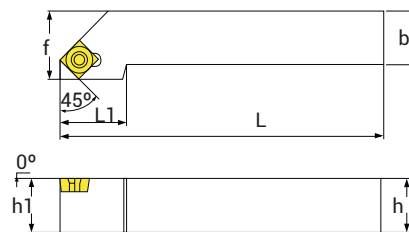
TORNEADO

SDNCN



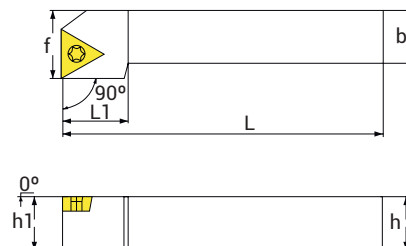
Ref.	Plaquita Insert	Medidas Dimensions (mm)					
		h	b	L	L1	h1	f
SDNCN0808H07	DC..0702	8	8	100	16	8	8
SDNCN1010H07	DC..0702	10	10	100	16	10	12
SDNCN1212H07	DC..0702	12	12	100	18	12	16
SDNCN1616H07	DC..0702	16	16	100	22	16	20
SDNCN1212H11	DC..11T3	12	12	100	22	12	16
SDNCN1616H11	DC..11T3	16	16	100	27	16	20
SDNCN2020K11	DC..11T3	20	20	125	27	20	25
SDNCN2525M11	DC..11T3	25	25	150	27	25	32

SSSCR/L



Ref.	Plaquita Inserts	Medidas Dimensions (mm)					
		h	b	L	L1	h1	f
SSSCR/L1212H09	SC..09T3	12	12	100	16	12	16
SSSCR/L1616H09	SC..09T3	16	16	100	18	16	20
SSSCR/L2020K09	SC..09T3	20	20	125	22	20	25
SSSCR/L2020K12	SC..1204	20	20	125	22	20	25
SSSCR/L2525M12	SC..1204	25	25	150	30	25	32

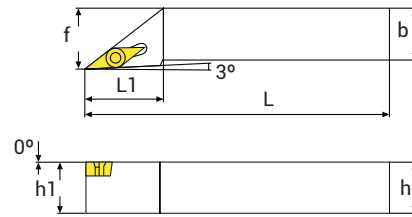
STFCR/L



Ref.	Plaquita Inserts	Medidas Dimensions (mm)					
		h	b	L	L1	h1	f
STFCR/L1212H11	TC..1102	12	12	100	18	12	16
STFCR/L1616H11	TC..1102	16	16	100	20	16	20
STFCR/L2020K16	TC..16T3	20	20	125	30	20	25
STFCR/L2525M16	TC..16T3	25	25	150	30	25	32

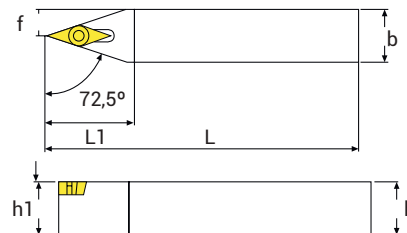
Exterior
External turning

SVJBR/L



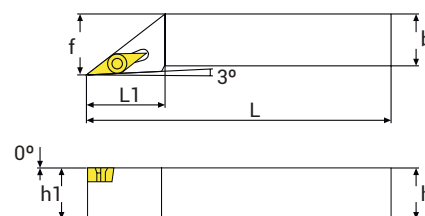
Ref.	Plaqueta Inserts	Medidas Dimensions (mm)					
		h	b	L	L1	h1	f
SVJBR/L1616H16	VB..1604	16	16	100	32	16	20
SVJBR/L2020K16	VB..1604	20	20	125	35	20	25
SVJBR/L2525M16	VB..1604	25	25	150	38	25	32
SVJBR/L3232P16	VB..1604	32	32	170	45	32	40

SVVC(B)N



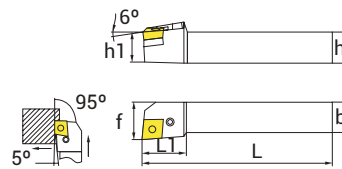
Ref.	Plaqueta Insert	Medidas Dimensions (mm)					
		h	b	L	L1	h1	f
SVVCN1616H11	VC..1103	16	16	100	28	16	20
SVVCN2020K11	VC..1103	20	20	125	35	20	25
SVVCN1616H16	VC..1604	16	16	100	32	16	20
SVVCN2020K16	VC..1604	20	20	125	35	20	25
SVVCN2525M16	VC..1604	25	25	150	38	25	32
SVVBN1616H16	VB..1604	16	16	100	32	16	20
SVVBN2020K16	VB..1604	20	20	125	35	20	25
SVVBN2525M16	VB..1604	25	25	150	38	25	32

SVJCR/L



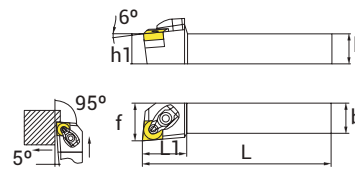
Ref.	Plaqueta Inserts	Medidas Dimensions (mm)					
		h	b	L	L1	h1	f
SVJCR/L1212H11	VC..1103	12	12	100	25	12	16
SVJCR/L1616H11	VC..1103	16	16	100	28	16	20
SVJCR/L2020K11	VC..1103	20	20	125	35	20	25
SVJCR/L2525M11	VC..1103	25	25	150	32	25	32
SVJCR/L1616H16	VC..1604	16	16	100	32	16	20
SVJCR/L2020K16	VC..1604	20	20	125	35	20	25
SVJCR/L2525M16	VC..1604	25	25	150	38	25	32
SVJCR/L3232P16	VC..1604	32	32	170	45	32	40

PCLNR/L



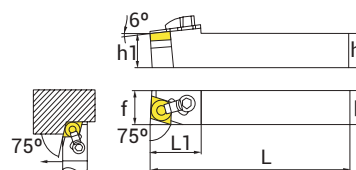
Ref.	Plaquita Inserts	Medidas Dimensions (mm)					
		h	b	L	L1	h1	f
PCLNR/L2020K12	CN..1204	20	20	125	28	20	25
PCLNR/L2525M12	CN..1204	25	25	150	28	25	32
PCLNR/L3232P12	CN..1204	32	32	170	30	32	40
PCLNR/L2525M16	CN..1606	25	25	150	33	25	32
PCLNR/L3232P16	CN..1606	32	32	170	33	32	40
PCLNR/L3232P19	CN..1906	32	32	170	36	32	40
PCLNR/L4040S19	CN..1906	40	40	250	40	40	50
PCLNR/L4040S25	CN..2509	40	40	250	47	40	50
PCLNR/L5050T25	CN..2509	50	50	300	47	50	60

DCLNR/L



Ref.	Plaquita Inserts	Medidas Dimensions (mm)					
		h	b	L	L1	h1	f
DCLNR/L2020K12	CN..1204	20	20	125	32	20	25
DCLNR/L2525M12	CN..1204	25	25	150	32	25	32
DCLNR/L3232P12	CN..1204	32	32	170	35	32	40

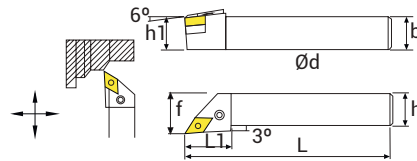
MCBNR/L



Ref.	Plaquita Inserts	Medidas Dimensions (mm)					
		h	b	L	L1	h1	f
MCBNR/L1616H12	CN..1204	16	16	100	34	16	20
MCBNR/L2020K12	CN..1204	20	20	125	34	20	25
MCBNR/L2525M12	CN..1204	25	25	150	34	25	32
MCBNR/L3232P12	CN..1204	32	32	170	40	32	40

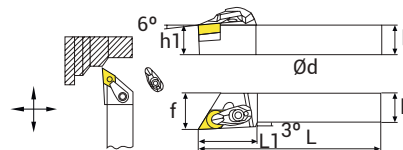
Exterior
External turning

PDJNR/L



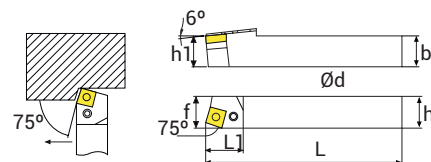
Ref.	Plaquita Inserts	Medidas Dimensions (mm)					
		h	b	L	L1	h1	f
PDJNR/L1616H11	DN..1104	16	16	100	32	16	20
PDJNR/L2020K11	DN..1104	20	20	125	32	20	25
PDJNR/L2525M11	DN..1104	25	25	150	32	25	32
PDJNR/L2020K1504	DN..1504	20	20	125	38	20	25
PDJNR/L2525M1504	DN..1504	25	25	150	38	25	32
PDJNR/L3232P1504	DN..1504	32	32	170	38	32	40
PDJNR/L2020K1506	DN..1506	20	20	125	28	20	25
PDJNR/L2525M1506	DN..1506	25	25	150	38	25	32
PDJNR/L 3232P1506	DN..1506	32	32	170	38	32	40

DDJNR/L



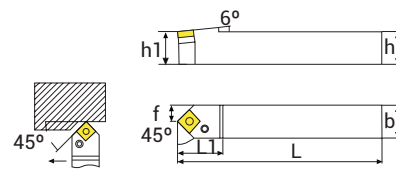
Ref.	Plaquita Inserts	Medidas Dimensions (mm)					
		h	b	L	L1	h1	f
DDJNR/L2020K1504	DN..1504	20	20	125	38	20	25
DDJNR/L2525M1504	DN..1504	25	25	150	38	25	32
DDJNR/L3232P1504	DN..1504	32	32	170	38	32	40
DDJNR/L2020K1506	DN..1506	20	20	125	38	20	25
DDJNR/L2525M1506	DN..1506	25	25	150	38	25	32
DDJNR/L3232K1506	DN..1506	32	32	170	38	32	40

PSBNR/L



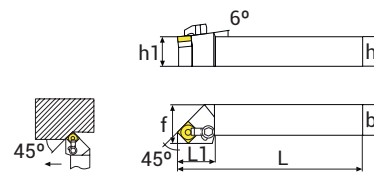
Ref.	Plaquita Inserts	Medidas Dimensions (mm)					
		h	b	L	L1	h1	f
PSBNR/L2020K12	SN..1204	20	20	125	28	25	25
PSBNR/L2525M12	SN..1204	25	25	150	28	32	32
PSBNR/L3232P12	SN..1204	32	32	170	30	40	40
PSBNR/L2525M15	SN..1506	25	25	150	33	32	32
PSBNR/L3232P15	SN..1506	32	32	170	33	40	40
PSBNR/L3232P19	SN..1906	32	32	170	36	40	40
PSBNR/L4040S19	SN..1906	40	40	250	40	50	50
PSBNR/L4040S25	SN..2509	40	40	250	47	50	50
PSBNR/L5050T25	SN..2509	50	50	300	47	60	60

PSDNN



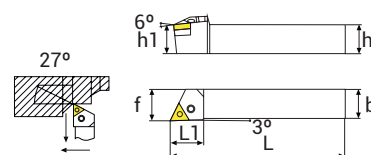
Ref.	Plaquita Inserts	Medidas Dimensions (mm)					
		h	b	L	L1	h1	f
PSDNN2020K12	SN..1204	20	20	125	28	20	25
PSDNN2525M12	SN..1204	25	25	150	28	25	32
PSDNN3232P12	SN..1204	32	32	170	30	32	40
PSDNN2525M15	SN..1506	25	25	150	33	25	32
PSDNN3232P15	SN..1506	32	32	170	33	32	40
PSDNN3232P19	SN..1906	32	32	170	36	32	40
PSDNN4040S19	SN..1906	40	40	250	40	40	50
PSDNN4040S25	SN..2509	40	40	250	47	40	50
PSDNN5050T25	SN..2509	50	50	300	47	50	60

PSSNR/L



Ref.	Plaquita Inserts	Medidas Dimensions (mm)					
		h	b	L	L1	h1	f
PSSNR/L2020K12	SN..1204	20	20	125	28	20	25
PSSNR/L2525M12	SN..1204	25	25	150	28	25	32
PSSNR/L3232P12	SN..1204	32	32	170	30	32	40
PSSNR/L2525M15	SN..1506	25	25	150	33	25	32
PSSNR/L3232P15	SN..1506	32	32	170	33	32	40
PSSNR/L3232P19	SN..1906	32	32	170	36	32	40
PSSNR/L4040S19	SN..1906	40	40	250	40	40	50
PSSNR/L4040S25	SN..2509	40	40	250	47	40	50
PSSNR/L5050T25	SN..2509	50	50	300	47	50	60

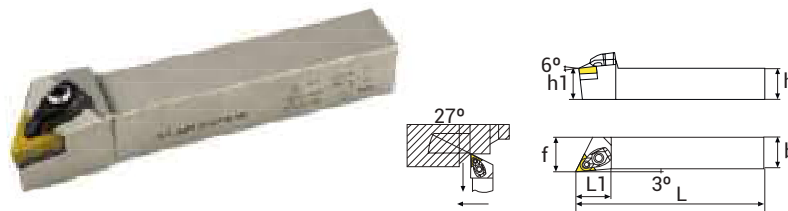
PTJNR/L



Ref.	Plaquita Inserts	Medidas Dimensions (mm)					
		h	b	L	L1	h1	f
PTJNR/L2020K16	TN..1604	20	20	125	22	25	25
PTJNR/L2525M16	TN..1604	25	25	150	28	32	32
PTJNR/L3232P16	TN..1604	32	32	170	32	40	40

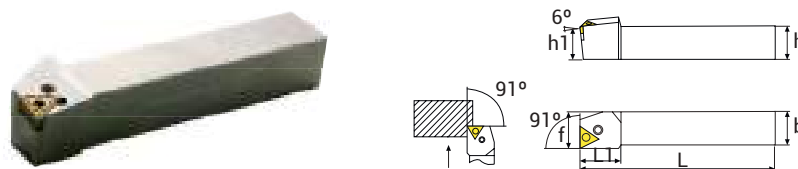
Exterior
External turning

DTJNR/L




Ref.	Plaquita Inserts	Medidas Dimensions (mm)					
		h	b	L	L1	h1	f
DTJNR/L2020K16	TN..1604	20	20	125	32	20	25
DTJNR/L2525M16	TN..1604	25	25	150	32	25	32
DTJNR/L3232P16	TN..1604	32	32	170	35	32	40

PTFNR/L



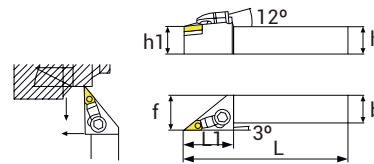
Ref.	Plaquita Inserts	Medidas Dimensions (mm)					
		h	b	L	L1	h1	f
PTFNR/L2020K16	TN..1604	20	20	125	22	20	25
PTFNR/L2525M16	TN..1604	25	25	150	28	25	32
PTFNR/L3232P16	TN..1604	32	32	170	32	32	40

PTGNR/L



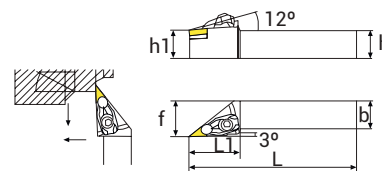
Ref.	Plaquita Inserts	Medidas Dimensions (mm)					
		h	b	L	L1	h1	f
PTGNR/L2020K16	TN..1604	20	20	125	22	20	25
PTGNR/L2525M16	TN..1604	25	25	150	28	25	32
PTGNR/L3232P16	TN..1604	32	32	170	32	32	40

MVJNR/L



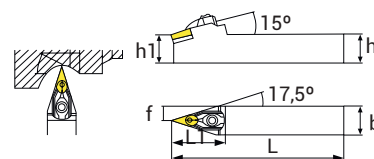
Ref.	Plaquita Inserts	Medidas Dimensions (mm)					
		h	b	L	L1	h1	f
MVJNR/L1616H16	VN..1604	16	16	100	36	16	20
MVJNR/L2020K16	VN..1604	20	20	125	36	20	25
MVJNR/L2525M16	VN..1604	25	25	150	42	25	32
MVJNR/L3232P16	VN..1604	32	32	170	45	32	40

DVJNR/L



Ref.	Plaquita Inserts	Medidas Dimensions (mm)					
		h	b	L	L1	h1	f
DVJNR/L2020K16	VN..1604	20	20	125	45	20	25
DVJNR/L2525M16	VN..1604	25	25	150	45	25	32
DVJNR/L3232P16	VN..1604	32	32	170	48	32	40

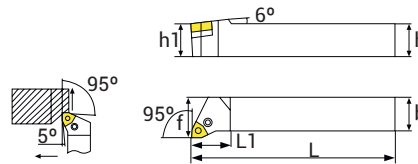
DV



Ref.	Plaquita Inserts	Medidas Dimensions (mm)					
		h	b	L	L1	h1	f
DVVNN1616H16	VN..1604	16	16	100	48	16	20
DVVNN2020K16	VN..1604	20	20	125	48	20	25
DVVNN2525M16	VN..1604	25	25	150	48	25	32
DVVNN3232P16	VN..1604	32	32	170	48	32	40

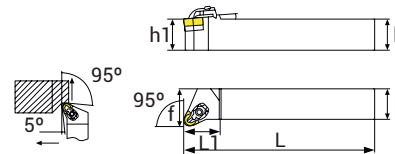
Exterior
External turning

PWLNR/L



Ref.	Plaquita Inserts	Medidas Dimensions (mm)					
		h	b	L	L1	h1	f
PWLNR/L1616H06	WN..0604	16	16	100	20	16	20
PWLNR/L2020K06	WN..0604	20	20	125	25	20	25
PWLNR/L2525M06	WN..0604	25	25	150	25	25	32
PWLNR/L1616H08	WN..0804	16	16	100	26	16	20
PWLNR/L2020K08	WN..0804	20	20	125	26	20	25
PWLNR/L2525M08	WN..0804	25	25	150	26	25	32
PWLNR/L3232P08	WN..0804	32	32	170	30	32	40

DWLNR/L



Ref.	Plaquita Inserts	Medidas Dimensions (mm)					
		h	b	L	L1	h1	f
DWLNR/L1616H06	WN..0604	16	16	100	28	16	20
DWLNR/L2020K06	WN..0604	20	20	125	28	20	25
DWLNR/L2525M06	WN..0604	25	25	150	30	25	32
DWLNR/L1616H08	WN..0804	16	16	100	30	16	20
DWLNR/L2020K08	WN..0804	20	20	125	32	20	25
DWLNR/L2525M08	WN..0804	25	25	150	32	25	32
DWLNR/L3232P08	WN..0804	32	32	170	35	32	40